

UGANDA PRISONS SERVICE

MONTHLY STATISTICS SUMMARY

May 2023

1. PRISONERS

1.1. Population Change

Table 1: May, 2023 Average Population of Prisoners

Categories	May-2023			Apr-2023			Percentage Change (%)
	Males	Females	Total	Males	Females	Total	
Convicts:	36,503	1,618	38,121	36,917	1,637	38,554	-1.1
Remands:	35,282	1,857	37,139	34,460	1,775	36,235	2.5
Debtors:	369	108	477	329	101	430	10.9
Total:	72,154	3,583	75,737	71,706	3,513	75,219	0.7
Percentage (%)	95.3	4.7	100.0	95.3	4.7	100.0	
Approved Capacity			20,321			20,321	
Occupancy Rate (%)			372.7			370.2	2.5

1.2. Percentage composition of remands, convicts and debtors

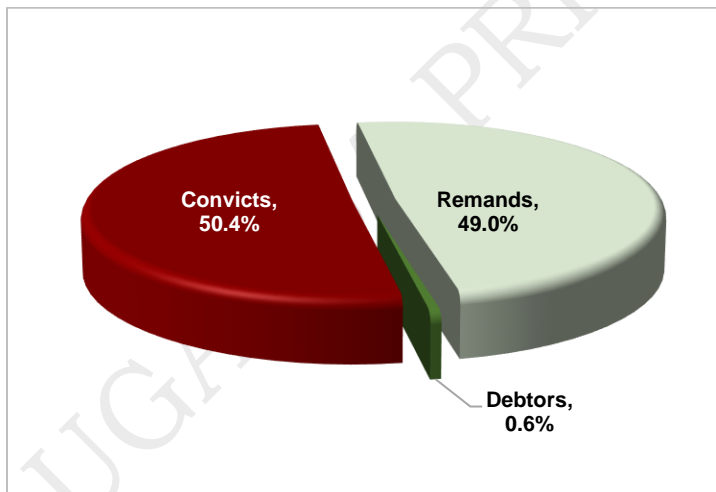


Figure 1: Composition of Prisons population

1.3. Monthly Population Trend of Prisoners in FY2022/23 (July 2022 – March 2023)

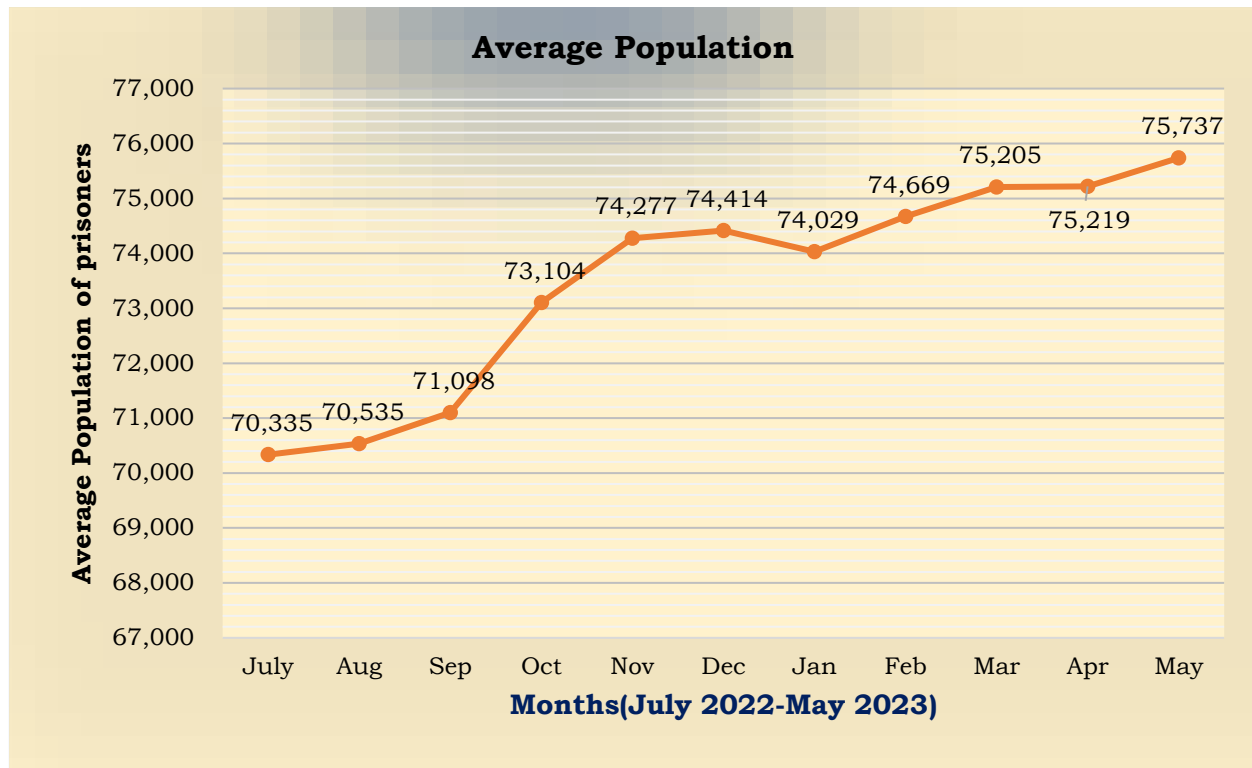


Figure 2: Trend of prisoners' population growth for the period between July 2022 - May 2023

1.4. Population Composition Trends for Convicts, Remands, and Debtors from July 2022 to May, 2023(FY2022/23)

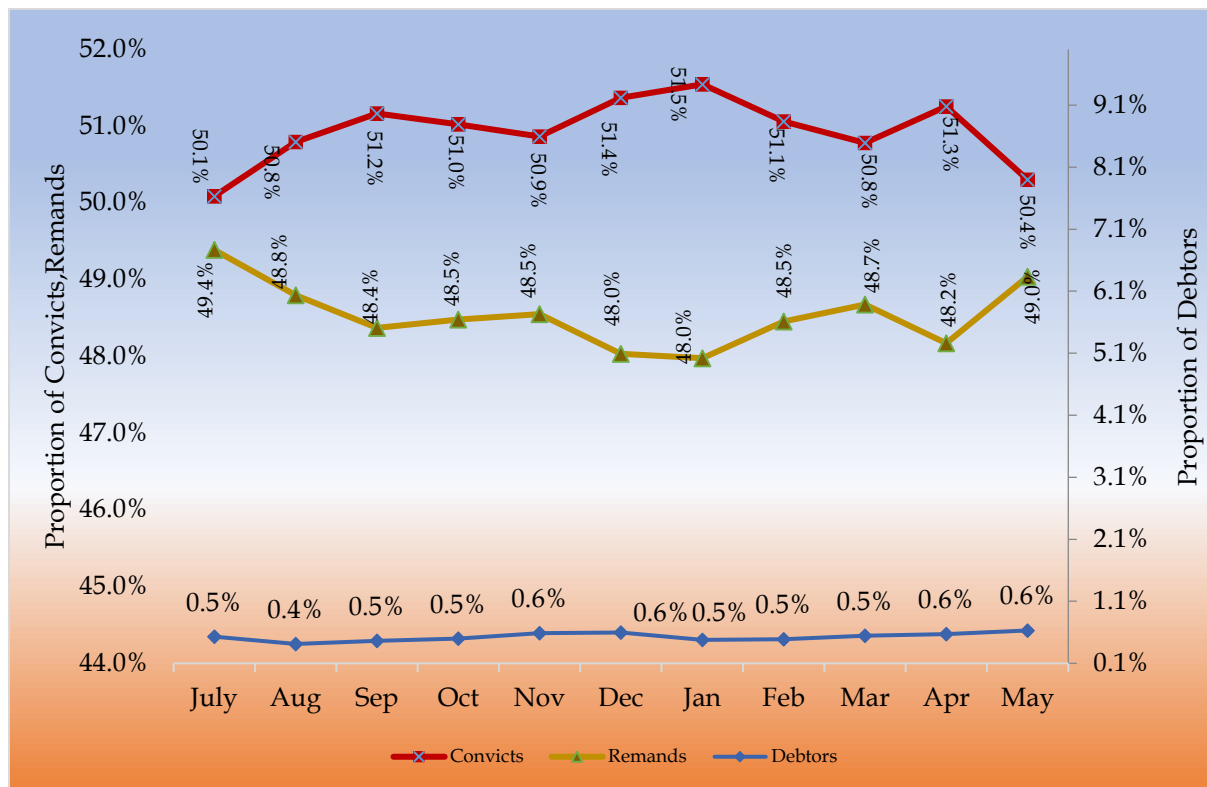


Figure 3: Monthly composition trends of convicts, remands, and debtors

2. STAFFING POSITION

2.1 Staff Strength

Table 2: May 2023 Staff Strength.

STAFF CATEGORY	GENDER		TOTAL
	Males	Females	
Uniformed	8,194	3,351	11,545
Senior officers	359	80	439
Principal officers	425	114	539
NCOs	7,410	3,157	10,567
Non-Uniformed	275	242	517
Senior officers	99	79	178
Junior officers	176	163	339
Total	8,469	3,593	12,062
Trainees at PATS	1,712	705	2,417
CASPs	164	36	200
CPOs	256	62	318
Recruit Wdrs/Wdrss	1,292	607	1,899
GRAND TOTAL	10,181	4,298	14,479
Percentage	70.3	29.7	100.0

2.2 Uniformed staff by Rank

Table 3: Uniformed staff by Rank

Rank	Sex		Total
	Male	Female	
CGP	1		1
DCGP	1		1
ACGP	6		6
SCP	4		4
CP	15	5	20
ACP	17	6	23
SSP	41	7	48
SP	98	29	127
SASP	33	8	41
ASP	140	25	165
CASP	3		3
CASP (Trainees)	164	36	200
PO I	250	63	313
PO II	175	51	226
CPO(Trainees)	256	62	318
Ch/Wdr I	241	60	301
Ch/Wdr II	303	96	399
Ch/Wdr III	539	217	756
Sgt/Wdr	1230	587	1,817
Cpl/Wdr	2,077	1036	3,113
L/Cpl	691	322	1,013
Wdrs	2,329	839	3,168
R/Wdrs (Trainees)	1,292	607	1,899
Total	9,906	4,056	13,962