



UGANDA PRISONS SERVICE

MONTHLY STATISTICS SUMMARY

March, 2025

1. PRISONERS

1.1. Population Change

Table 1: Average Population of Prisoners for February and March, 2025.

Categories	Feb-25			Mar-25			% change
	M	F	T	M	F	T	
Convicts:	39,198	1,857	41,055	39,057	1,899	40,956	-0.2
Remands:	36,043	1,909	37,952	35,847	1,907	37,754	-0.5
Debtors:	398	169	567	439	184	623	9.9
Total:	75,639	3,935	79,574	75,343	3,990	79,333	-0.3
Percentage (%)	95.1	4.9	100.0	95.0	5.0	100.0	
Approved Capacity			21,257			22,019	3.6
Occupancy Rate (%)			374.3			360.3	-14.1

1.2. Percentage composition of remands, convicts and debtors for the month of March, 2025.

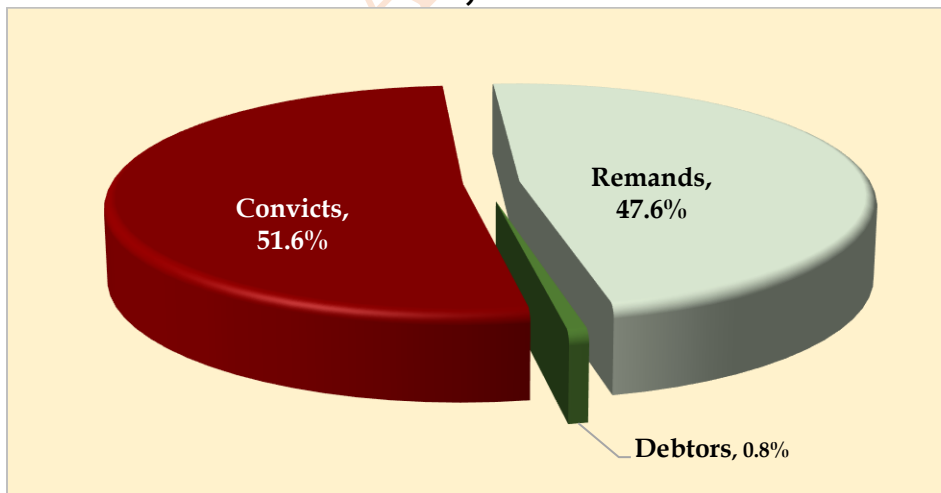


Figure 1: Composition of Prisoners' population

1.3. Monthly Prisoners' Population Trend from July, 2024 to March, 2025

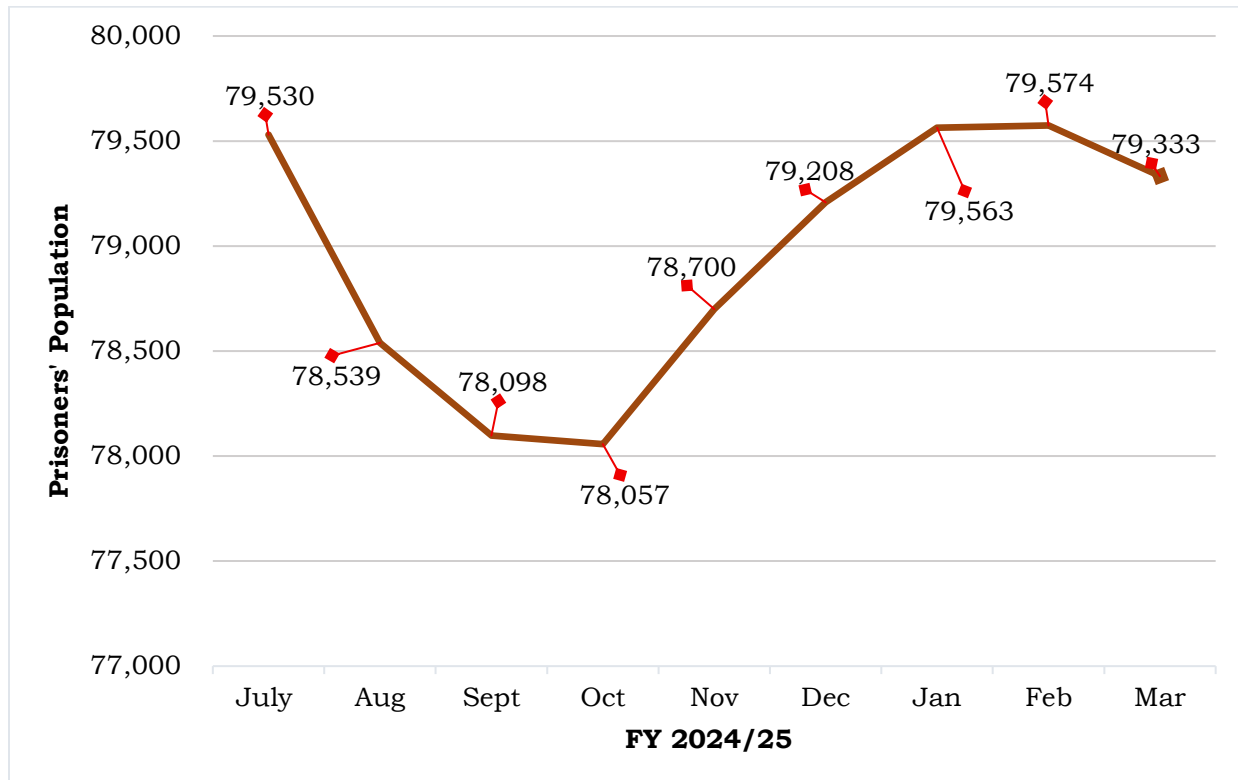


Figure 2: Trend of prisoners' population growth for the period (July 2024 to March 2025)

1.4. Population Composition Trends for Convicts, Remands, and Debtors from July, 2024 to March, 2025.

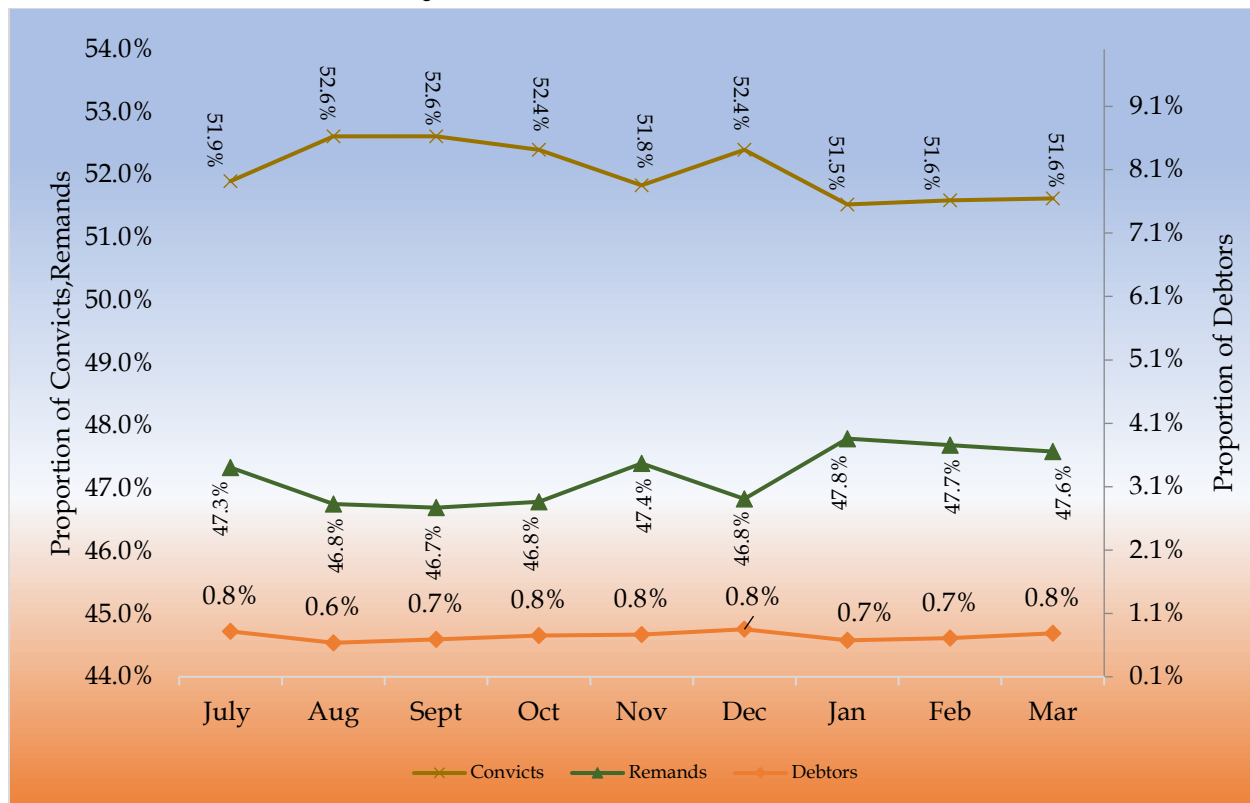


Figure 3: Monthly composition trends of convicts, remands, and debtors.

2. STAFFING POSITION

2.1 Staff Strength

Table 2: March, 2025 Staff Strength.

STAFF CATEGORY	GENDER		TOTAL
	Males	Females	
Uniformed	9,443	4,006	13,449
Senior officers	505	115	620
Principal officers	671	171	842
Non-Commissioned Officers	8,267	3,720	11,987
Non-Uniformed	257	235	492
Senior officers	103	82	185
Junior officers	154	153	307
GRAND TOTAL	9,700	4,241	13,941
Percentage	69.6	30.4	100.0

2.2 Uniformed staff by Rank

Table 3: Uniformed staff by Rank

Rank	Gender		Grand Total
	M	F	
Commissioner General of Prisons	1		1
Deputy Commissioner General of Prisons	1		1
Assistant Commissioner General of Prisons	6		6
Senior Commissioner of Prisons	3		3
Commissioner of Prisons	14	5	19
Assistant Commissioner of Prisons	14	6	20
Senior Superintendent of Prisons	39	7	46
Superintendent of Prisons	94	29	123
Senior Assistant Superintendent of Prisons	32	8	40
Assistant Superintendent of Prisons	300	60	360
Cadet Assistant Superintendent of Prisons	1		1
Principal Officer I	229	60	289
Principal Officer II	439	111	550
Cadet Principal Officer	3		3
Chief Warder/Wardress I	191	52	243
Chief Warder/Wardress II	262	91	353
Chief Warder/Wardress III	507	208	715
Sergeant Warder/Wardress	1,197	575	1,772
Corporal Warder/Wardress	2,008	1,019	3,027
Lance Corporal	659	316	975
Warder/Wardress	3,443	1,459	4,902
Total	9,443	4,006	13,449